



EI SERIES

Balancing Machines

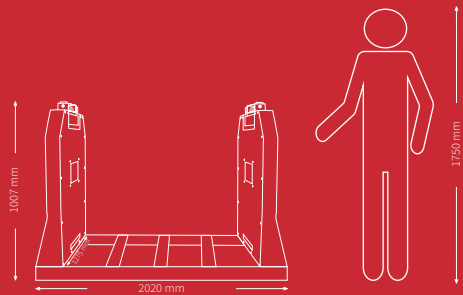




EI-500

The ideal balancing machine for all types of rotating parts up to 500kg including rollers, motor rotors, crankshafts, mills, and many others.

Dimensions of the Balancing Machine



The soft bearing suspension of the EI-500 are manufactured **tough and light** to reduce mechanical inertia.

TECHNICAL SPECIFICATIONS



Dimensions:
 2020 x 1007x
 1275 mm



**Sequential
unbalance
reduction:** 95%



Weight:
 302 kg (666 lb)



**Max rotor
diameter:**
 670 mm (26 in)



**Max weight per
base:**
 250 kg (550 lb)



**Power
transmission:**
 Belt V, Tipe A



**Max journal
diameter:**
 160 mm (6.2 in)



**Max SBS
displacement:**
 35 mm (1.3 in)



Lubrication:
 Manual



symmetric load:
 Min:1 kg (2.2 lb)
 Max:250 kg (550 lb)



Precision:
 ± 0.01 mm/s



**Accelerometer
Sensitivity:**
 100 mV/g



**distance between
supports:**
 Min:190 mm (7.4 in)
 Max:1790 mm (70.4 in)



Residual unbalance:
 0.02 gr-mm/kg





Motor features:
 2.24 kW (3 hp)
 220 / 440 V, 3 Phases,
 4 poles



**Speed driver
(VFD):**
 Included

For more information, visit our **YouTube** page.
<https://www.youtube.com/c/ErbessdinstrumentsOfficial>

Every balancing machine in the **EI Series** has a **Soft Bearing Suspension (SBS)** built in.



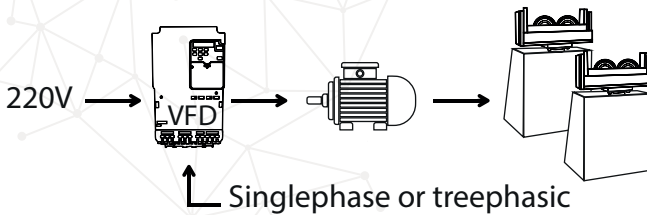
The **SBS** base has the capability to rotate itself within it's axis and has an **horizontal 45° tilt**. These features protect the poles and provide maximum **durability**.



Device Model Yaskawa: GA500
Rated Voltage: 200 to 240 V
Capacity Range: 240V
Singlephase: 1/6 to 5HP (0.1 to 3.7 kW)
Input Frequency: 50/60 Hz
Output Frequency: 0 to 590 Hz

Mobile App DriveWizard

Device diagram



Download the DriveWizard App here





Google play



Apple Store

ADAPTABILITY LIKE NO OTHER

The EI-500 **pedestals can be adjusted** to adapt to a wide variety of shafts.



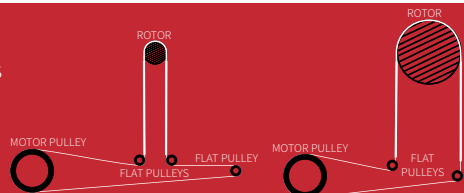
The **height** of the base **can also be changed** to fit rotors with different diameters.

And the **transmission adjuster** will help you achieve the perfect height and tension between the bench and your rotor.



Configuration of the belt

The configuration of the pulleys depends by the diameter of the rotors on which the belt acts, it is important that the belt be the most vertical possible in the fall (yellow zone)



INCLUDED DEVICES



DigivibeMX

Balancing software for 1 and 2 planes
 Calculator with 12 functions
 Balancing Wizard for balancing In-situ
 or using Soft Bearing Suspensions
 personalice quality grade
 Polar graphics with vibration phase



Accelerometers AC500 (2)

Sensitivity: 100mV/G

Frequency response: 0.32-10 KHz

Magnetic base included

Made of stainless steel

Standard 3 pin MIL connector



Laser optical sensor

Analogic output

Range: 1-5,000 Hz

Operation distance: 20 cm to 15 cm

Nylamid body

Magnetic base and cables included



GX400

Up to 4 monoaxial accelerometers or 1 triaxial and 1 monoaxial accelerometers

Cables included

Compatible with 5V sensors

Frequency range:

0.5 - 20,000 Hz

Use it for dynamic
 balancing and vibration analysis

Sample rate: 48,000 Hz

The **EI-500** also includes one of the most powerful **motors** in the market and a high quality **speed driver**.

ADDITIONAL ACCESORIES



Negative load support

Accessory required to secure rotors with high vibration levels like crankshafts. Ensures your balancing to be more **secure** and **precise**.



Tablet Windows Surface

One of the most powerful Windows tablets.
The perfect device for dynamic balancing using **DigivibeMX**.



EI Control Module Optional

Ideal accessory for storage and organization of balancing devices such as computer, interface and tools. Keep your equipment in order with this control panel.

ERBESSD INSTRUMENTS®

WORLDWIDE toll-free:

+1-877-223-4606

ENGLISH:

Sales, Service & Tech Support

+1-518-874-2700

info@erbessdreliability.com

SPANISH & FRENCH:

Sales, Service & Tech Support

+52 (55) 6280-7654

info@erbessd-instruments.com

WEB SITE

www.erbessd-instruments.com

ALL THE IMAGES ARE FOR ILLUSTRATIVE PURPOSES ONLY. THE FINAL
PRODUCT MAY VARY DEPENDING ON THE VERSION AND/OR THE CHANGES
OR UPGRADES MADE TO THE PARTS AND COMPONENTS OF THE DEVICES

© 2018 ERBESSD INSTRUMENTS

EI5C-DS2021.1002.15